




SEAT IBIZA CUP




Seat Ibiza Cup Racing Weekend Race 1

Sector Analysis

Lap	Time	Sector 1	Sector 2	Sector 3	T. Spd	Elapsed	Lap	Time	Sector 1	Sector 2	Sector 3	T. Spd	Elapsed
1 VAVALÀ/Girasole 1.Vincenzo VAVALÀ 2.Louis Carl VIGNON Seat Ibiza Cup													
1	2:59.367	59.125	57.190	1:03.052	131.1	2:59.367	3	2:18.347	43.897	47.447	47.003	212.3	7:03.778
2	2:45.323	53.340	54.723	57.260	140.5	5:44.690	4	2:18.164	44.141	46.429	47.594	211.9	9:21.942
3	2:43.240	52.605	54.488	56.147	140.6	8:27.930	5	2:19.930	45.483	47.036	47.411	207.1	11:41.872
4	2:42.764	50.604	54.867	57.293	156.0	11:10.694	6	2:17.051	44.357	45.715	46.979	207.1	13:58.923
5	2:52.030	54.499	59.002	58.529	154.4	14:02.724	7	2:17.151	44.080	46.189	46.882	200.6	16:16.074
2 SK'SUVAR/Girasole 1.Timur BOGUSLAVSKIY Seat Ibiza Cup													
1	2:32.120	51.151	49.319	51.650	158.7	2:32.120	8	2:35.945	44.581	45.945	1:05.419	200.2	18:52.019
2	2:23.207	45.918	48.749	48.540	194.8	4:55.327	9	3:23.275 B	50.451	1:03.001	1:29.823	181.5	22:15.294
3	2:22.624	47.152	47.360	48.112	199.9	7:17.951	10	3:55.543	1:52.777	50.506	1:12.260	162.0	26:10.837
4	2:19.830	45.090	47.225	47.515	206.7	9:37.781	11	2:16.028	43.656	45.822	46.550	211.1	28:26.865
5	2:20.305	45.006	47.550	47.749	207.5	11:58.086	12	2:19.267	43.857	46.980	48.430	210.3	30:46.132
6	2:19.395	45.009	46.901	47.485	206.7	14:17.481	7 PELATTI/Girasole 1.Sandro PELATTI Seat Ibiza Cup						
7	2:20.291	44.651	47.537	48.103	207.9	16:37.772	1	2:23.846	48.012	46.687	49.147	179.4	2:23.846
8	2:22.817	44.726	48.496	49.595	201.7	19:00.589	2	2:20.404	44.739	48.026	47.639	217.9	4:44.250
9	3:15.442	51.408	57.820	1:26.214	166.7	22:16.031	3	2:18.918	44.048	47.618	47.252	215.7	7:03.168
10	3:56.811 B	1:07.839	1:22.187	1:26.785	101.6	26:12.842	4	2:17.570	44.022	46.314	47.234	208.3	9:20.738
11	3:29.665	1:54.743	47.277	47.645	157.8	29:42.507	5	2:20.294	44.100	46.582	49.612	207.9	11:41.032
12	2:22.854	45.431	49.864	47.559	186.5	32:05.361	6	2:17.730	44.150	46.216	47.364	205.9	13:58.762
13	2:40.596	53.538	54.278	52.780	121.6	34:45.957	7	2:16.980	43.669	46.251	47.060	209.5	16:15.742
14	2:30.229	46.254	50.811	53.164	175.4	37:16.186	8	2:35.572 B	44.287	46.205	1:05.080	214.4	18:51.314
15	2:18.662	44.562	46.858	47.242	205.9	39:34.848	9	3:27.723	1:29.469	54.267	1:03.987	130.5	22:19.037
16	2:23.669	45.409	49.170	49.090	204.4	41:58.517	10	3:54.830 B	1:05.737	1:22.793	1:26.300	130.0	26:13.867
17	2:20.290	45.976	46.714	47.600	201.0	44:18.807	11	3:28.642	1:55.470	46.321	46.851	160.6	29:42.509
18	2:21.648	46.536	47.451	47.661	201.0	46:40.455	12	2:21.178	44.455	48.058	48.665	197.7	32:03.687
19	2:19.875	45.316	46.711	47.848	199.9	49:00.330	13	2:40.610	54.300	53.256	53.054	119.1	34:44.297
20	2:20.895	45.295	47.391	48.209	199.1	51:21.225	14	2:29.366	46.321	49.787	53.258	174.5	37:13.663
4 COLLIVADINO/BD Racing 1.Paolo COLLIVADINO Seat Ibiza Cup													
1	2:23.996	49.434	47.393	47.169	168.3	2:23.996	15	2:19.254	44.064	47.485	47.705	212.8	39:32.917
2	2:21.123	45.369	47.504	48.250	210.3	4:45.119	16	2:18.153	44.258	46.420	47.475	207.5	41:51.070
3	2:18.249	43.833	47.332	47.084	213.2	7:03.368	17	2:17.872	44.264	46.235	47.373	208.3	44:08.942
4	2:18.565	44.109	46.878	47.578	205.1	9:21.933	18	2:17.770	44.282	46.251	47.237	206.3	46:26.712
5	2:28.519	44.908	56.065	47.546	209.1	11:50.452	19	2:17.755	44.276	46.256	47.223	205.9	48:44.467
6	2:16.751	44.271	45.873	46.607	205.1	14:07.203	20	2:20.277	44.348	46.361	49.568	205.9	51:04.744
7	2:19.411	45.433	47.060	46.918	207.9	16:26.614	13 NEW GENERATION RACING TEAM/Gira 1.Rodion SHUSAKOV 2.Igor SAMSONOV Seat Ibiza Cup						
8	2:29.735 B	44.359	49.600	55.776	208.3	18:56.349	1	2:24.460	49.902	47.924	46.634	156.4	2:24.460
9	3:23.591	1:24.889	54.119	1:04.583	127.8	22:19.940	2	2:21.585	45.728	47.952	47.905	214.9	4:46.045
10	3:48.107	1:05.682	1:22.852	1:19.573	139.4	26:08.047	3	2:18.147	44.435	47.232	46.480	211.5	7:04.192
11	2:26.492 B	44.814	46.750	54.928	207.5	28:34.539	4	2:18.053	43.843	47.565	46.645	209.5	9:22.245
12	3:29.730	1:53.383	49.496	46.851	163.5	32:04.269	5	2:19.401	45.592	46.916	46.893	194.8	11:41.646
13	2:40.891	54.248	53.438	53.205	114.2	34:45.160	6	2:16.839	43.820	46.284	46.735	202.8	13:58.485
14	2:29.132	46.113	50.145	52.874	173.4	37:14.292	7	2:16.879	44.141	46.384	46.354	205.1	16:15.364
15	2:18.759	43.856	48.097	46.806	213.6	39:33.051	8	2:32.795 B	44.912	46.098	1:01.785	198.8	18:48.159
16	2:17.852	44.330	46.408	47.114	202.5	41:50.903	9	3:33.092	1:45.903	51.058	56.131	107.2	22:21.251
17	2:52.147 B	45.906	58.672	1:07.569	205.1	44:43.050	10	3:53.894 B	1:05.024	1:23.307	1:25.563	141.7	26:15.145
5 RODIO/BD Racing 1.Alberto RODIO 2.Giancarlo TANZI Seat Ibiza Cup													
1	2:25.147	49.753	48.129	47.265	163.7	2:25.147	11	3:27.535	1:55.181	45.661	46.693	162.3	29:42.680
2	2:20.284	45.075	47.564	47.645	212.3	4:45.431	12	2:19.720	44.459	47.690	47.571	187.8	32:02.400
							13	2:39.666	52.388	52.863	54.415	129.9	34:42.066
							14	2:27.153	46.522	48.844	51.787	184.3	37:09.219
							15	2:15.734	43.830	45.487	46.417	197.7	39:24.953
							16	2:16.093	43.861	46.284	45.948	208.7	41:41.046
							17	2:16.063	43.788	45.552	46.723	209.5	43:57.109
							18	2:17.108	43.839	45.873	47.396	210.3	46:14.217
							19	2:17.937	44.085	46.507	47.345	208.7	48:32.154
							20	2:16.935	43.992	45.913	47.030	207.5	50:49.089



SEAT IBIZA CUP



Seat Ibiza Cup Racing Weekend Race 1


Sector Analysis

■ Personal Best
 ■ Session Best
 ■ Crossing the finish line in pit lane

Lap	Time	Sector 1	Sector 2	Sector 3	T. Spd	Elapsed	Lap	Time	Sector 1	Sector 2	Sector 3	T. Spd	Elapsed
19 CHEREVAN/Girasole Seat Ibiza Cup							35 BRENA/Girasole Seat Ibiza Cup						
1.Vladimir CHEREVAN							1.Alessandra BRENA						
2.Grigory BURLUCKIY							2.Guardo Felice COLLEONI						
1	2:23.298	48.753	46.649	47.896	169.9	2:23.298	1	2:29.310	50.945	47.939	50.426	155.8	2:29.310
2	2:44.428 B	45.000	47.967	1:11.461	207.9	5:07.726	2	2:20.507	44.837	47.266	48.404	199.9	4:49.817
3	3:51.484	2:14.754	48.929	47.801	160.1	8:59.210	3	2:19.642	44.572	46.830	48.240	201.7	7:09.459
4	2:20.089	44.423	48.488	47.178	200.6	11:19.299	4	2:19.107	44.410	46.671	48.026	205.9	9:28.566
5	2:17.723	44.344	46.257	47.122	209.1	13:37.022	5	2:22.093	44.723	49.164	48.206	204.7	11:50.659
6	2:26.449 B	44.634	48.725	53.090	206.3	16:03.471	6	2:18.344	44.241	46.852	47.251	207.1	14:09.003
7	2:52.252	1:12.724	45.998	53.530	99.1	18:55.723	7	2:18.234	43.924	47.000	47.310	208.3	16:27.237
8	3:23.317 B	52.305	59.488	1:31.524	163.2	22:19.040	8	2:25.865	44.155	47.498	54.212	190.7	18:53.102
9	3:52.568	1:59.964	48.447	1:04.157	161.5	26:11.608	9	3:18.173	51.216	1:01.687	1:25.270	179.4	22:11.275
10	2:15.880	43.461	45.891	46.528	216.1	28:27.488	10	3:52.237	1:09.691	1:22.333	1:20.213	98.0	26:03.512
11	2:18.374	43.817	46.442	48.115	212.3	30:45.862	11	2:27.508 B	45.836	47.362	54.310	190.4	28:31.020
12	2:20.250	44.082	45.373	50.795	208.3	33:06.112	12	3:38.518	1:56.067	51.326	51.125	161.5	32:09.538
13	4:02.088	1:48.439	1:15.627	58.022	76.8	37:08.200	13	2:37.109	49.974	54.383	52.752	174.2	34:46.647
14	2:17.258	44.491	46.577	46.190	213.2	39:25.458	14	2:30.094	46.580	50.447	53.067	180.3	37:16.741
15	2:16.090	43.796	46.030	46.264	209.5	41:41.548	15	2:19.797	45.024	47.067	47.706	208.7	39:36.538
16	2:16.093	43.697	45.255	47.141	214.4	43:57.641	16	2:22.652	44.513	48.939	49.200	211.1	41:59.190
17	2:16.894	44.054	45.997	46.843	214.0	46:14.535	17	2:20.657	45.904	47.355	47.398	200.6	44:19.847
18	2:18.096	44.212	46.566	47.318	191.1	48:32.631	18	2:27.355	45.811	53.605	47.939	211.1	46:47.202
19	2:16.750	44.146	45.662	46.942	195.9	50:49.381							
22 BORMOLINI/Girasole Seat Ibiza Cup							55 TORELLI/Girasole Seat Ibiza Cup						
1.Alessio BORMOLINI							1.Gabriele TORELLI						
1	2:32.188	51.875	49.742	50.571	155.3	2:32.188	1	2:19.473	46.408	46.271	46.794	180.6	2:19.473
2	2:21.604	45.186	47.848	48.570	192.4	4:53.792	2	2:16.231	43.729	45.874	46.628	209.9	4:35.704
3	2:20.249	44.547	47.750	47.952	201.3	7:14.041	3	2:16.263	43.936	45.736	46.591	206.7	6:51.967
4	2:19.409	44.230	47.635	47.544	207.5	9:33.450	4	2:16.203	44.038	45.510	46.655	205.9	9:08.170
5	2:21.545	44.819	48.901	47.825	199.5	11:54.995	5	2:15.579	43.118	45.720	46.741	213.2	11:23.749
6	2:21.891	44.928	49.149	47.814	178.8	14:16.886	6	2:15.588	43.174	45.978	46.436	215.7	13:39.337
7	2:20.557	44.426	47.915	48.216	188.7	16:37.443	7	2:15.975	43.616	46.375	45.984	209.5	15:55.312
8	2:22.597	44.253	48.619	49.725	189.7	19:00.040	8	2:14.874	43.409	45.345	46.120	212.8	18:10.186
9	3:14.761	51.417	57.752	1:25.592	163.0	22:14.801	9	4:04.360 B	1:10.223	1:24.564	1:29.573	104.3	22:14.546
10	3:50.672	1:08.476	1:22.152	1:20.044	96.9	26:05.473	10	3:55.505	1:52.516	50.804	1:12.185	162.5	26:10.051
11	2:19.790	45.198	47.060	47.532	193.5	28:25.263	11	2:15.972	43.239	46.371	46.362	216.6	28:26.023
							12	2:15.033	43.541	45.334	46.158	205.9	30:41.056
							13	2:24.158	43.794	45.784	54.580	214.0	33:05.214
							14	4:02.059	1:47.722	1:15.733	58.604	79.6	37:07.273
							15	2:16.059	44.387	45.316	46.356	207.1	39:23.332
							16	2:16.990	43.441	45.597	47.952	211.5	41:40.322
							17	2:14.667	43.298	45.189	46.180	213.6	43:54.989
							18	2:15.089	43.207	45.396	46.486	214.9	46:10.078
							19	2:15.210	43.689	45.279	46.242	207.5	48:25.288
							20	2:15.715	44.287	45.317	46.111	213.2	50:41.003
33 SELMO/BD Racing Seat Ibiza Cup							64 VOLPATO/BD Racing Seat Ibiza Cup						
1.William SELMO							1.Gabriele VOLPATO						
1	2:22.637	48.302	46.786	47.549	178.5	2:22.637	1	2:18.462	45.944	45.696	46.822	185.5	2:18.462
2	2:18.413	44.282	46.726	47.405	209.5	4:41.050	2	2:15.350	43.630	45.273	46.447	208.3	4:33.812
3	2:17.891	44.233	46.422	47.236	208.7	6:58.941	3	2:15.032	43.657	45.242	46.133	208.7	6:48.844
4	2:17.520	44.253	46.207	47.060	207.1	9:16.461	4	2:14.426	43.624	44.955	45.847	208.7	9:03.270
5	3:38.172 B	44.559	1:23.110	1:30.503	204.7	12:54.633	5	2:14.301	43.395	44.798	46.108	210.3	11:17.571
							6	2:14.286	43.436	44.876	45.974	209.9	13:31.857
							7	2:14.297	43.445	44.843	46.009	208.3	15:46.154
							8	2:16.195	43.760	46.369	46.066	207.5	18:02.349
							9	4:04.044	1:16.947	1:24.034	1:23.063	83.4	22:06.393
							10	4:01.851 B	1:14.166	1:22.151	1:25.534	95.6	26:08.244



SEAT IBIZA CUP



Seat Ibiza Cup Racing Weekend Race 1

Sector Analysis

Lap	Time	Sector 1	Sector 2	Sector 3	T. Spd	Elapsed	Lap	Time	Sector 1	Sector 2	Sector 3	T. Spd	Elapsed
11	3:25.018	1:52.626	46.186	46.206	162.5	29:33.262							
12	2:17.368	43.731	45.612	48.025	207.9	31:50.630							
13	2:18.709	44.595	46.450	47.664	208.3	34:09.339							
14	2:59.139	47.105	1:14.454	57.580	193.1	37:08.478							
15	2:14.554	43.099	44.890	46.565	218.8	39:23.032							
16	2:14.745	43.669	45.295	45.781	207.1	41:37.777							
17	2:14.805	43.431	45.522	45.852	209.1	43:52.582							
18	2:14.493	43.448	45.074	45.971	211.1	46:07.075							
19	2:15.141	43.769	45.365	46.007	207.9	48:22.216							
20	2:14.891	43.444	44.767	46.680	207.5	50:37.107							
Personal Best Session Best B Crossing the finish line in pit lane													
69 PALANTI/Girasole 1.Paolo PALANTI Seat Ibiza Cup							92 GNUTTI/Girasole 1.Franco GNUTTI Seat Ibiza Cup						
1	2:39.192	50.768	47.879	1:00.545	163.0	2:39.192	1	2:32.742	52.137	50.778	49.827	158.7	2:32.742
2	2:19.223	44.307	47.432	47.484	208.3	4:58.415	2	2:23.369	45.479	48.909	48.981	180.9	4:56.111
3	2:18.287	44.121	46.717	47.449	198.0	7:16.702	3	2:20.204	44.371	47.712	48.121	212.8	7:16.315
4	2:18.363	44.404	46.668	47.291	214.4	9:35.065	4	2:21.151	45.103	47.933	48.115	209.5	9:37.466
5	2:19.992	43.909	48.290	47.793	210.7	11:55.057	5	2:18.975	43.998	47.251	47.726	210.3	11:56.441
6	2:17.794	44.437	46.550	46.807	207.1	14:12.851	6	2:20.160	43.789	48.190	48.181	211.9	14:16.601
7	2:17.944	44.068	46.783	47.093	209.1	16:30.795	7	2:20.441	44.036	47.987	48.418	210.3	16:37.042
8	2:23.496	44.129	46.809	52.558	208.7	18:54.291	8	2:21.924	44.079	48.335	49.510	208.3	18:58.966
9	3:18.397	52.947	59.772	1:25.678	157.6	22:12.688	9	3:14.415	51.128	58.166	1:25.121	162.8	22:13.381
10	3:52.423	1:08.876	1:22.567	1:20.980	94.7	26:05.111	10	3:57.341 B	1:09.024	1:22.253	1:26.064	81.7	26:10.722
11	2:26.609 B	45.835	46.959	53.815	192.8	28:31.720	11	3:29.852	1:52.644	48.168	49.404	161.1	29:40.574
12	3:30.973	1:53.895	47.538	49.540	158.3	32:02.693	12	2:22.946	44.563	47.667	50.716	205.1	32:03.520
13	2:39.604	52.593	52.963	54.048	121.1	34:42.297	13	2:39.960	52.567	53.068	54.325	121.5	34:43.480
14	2:28.206	46.654	49.008	52.544	186.5	37:10.503	14	2:29.956	46.347	49.498	54.111	183.6	37:13.436
15	2:17.001	44.238	46.154	46.609	211.9	39:27.504	15	2:21.955	44.569	48.122	49.264	209.9	39:35.391
16	2:17.331	44.277	46.315	46.739	211.1	41:44.835	16	2:23.926	45.258	49.091	49.577	207.5	41:59.317
17	2:16.666	43.772	46.311	46.583	209.5	44:01.501	17	2:23.563	46.262	48.598	48.703	203.2	44:22.880
18	2:17.435	44.379	46.035	47.021	209.1	46:18.936	18	2:20.455	44.257	47.981	48.217	208.7	46:43.335
19	2:17.143	44.176	45.918	47.049	208.7	48:36.079	19	2:20.767	44.329	47.761	48.677	208.3	49:04.102
20	2:21.075	44.483	47.065	49.527	208.7	50:57.154	20	2:21.203	44.244	47.462	49.497	206.7	51:25.305
77 FERRI/BD Racing 1.Roberto FERRI Seat Ibiza Cup							99 MANCINI/Girasole 1.Giovanni MANCINI 2.Edoardo STOPPA Seat Ibiza Cup						
1	2:19.945	46.792	46.277	46.876	180.9	2:19.945	1	2:32.128	51.550	49.380	51.198	165.0	2:32.128
2	2:16.010	43.846	45.600	46.564	195.9	4:35.955	2	2:25.366	47.159	48.115	50.092	187.1	4:57.494
3	2:15.869	43.801	45.732	46.336	209.9	6:51.824	3	2:31.398 B	45.271	47.869	58.258	189.4	7:28.892
4	2:16.135	44.378	45.470	46.287	196.2	9:07.959	4	3:58.639	2:20.815	48.669	49.155	159.2	11:27.531
5	2:15.491	43.616	45.476	46.399	203.2	11:23.450	5	2:21.489	45.206	47.700	48.583	196.6	13:49.020
6	2:16.096	43.614	45.910	46.572	210.3	13:39.546	6	2:19.963	44.557	47.218	48.188	202.1	16:08.983
7	2:15.053	43.238	45.736	46.079	206.3	15:54.599	7	2:35.827 B	47.331	48.125	1:00.371	198.4	18:44.810
8	2:15.303	43.584	45.636	46.083	209.9	18:09.902	8	3:57.106 B	2:04.874	53.156	59.076	135.4	22:41.916
9	4:04.130 B	1:10.099	1:24.304	1:29.727	112.1	22:14.032	9	5:09.883	2:12.111	1:24.026	1:33.746	159.4	27:51.799
10	3:55.685	1:52.527	50.731	1:12.427	162.0	26:09.717	10	2:26.808	47.081	48.902	50.825	186.5	30:18.607
11	2:16.060	43.445	46.313	46.302	211.5	28:25.777	11	2:43.933	47.154	49.834	1:06.945	192.4	33:02.540
12	2:14.827	43.394	45.320	46.113	214.4	30:40.604	12	3:29.707	1:43.378	53.855	52.474	77.3	36:32.247
13	2:25.167	44.280	46.056	54.831	207.1	33:05.771	13	2:28.854	46.279	50.415	52.160	191.4	39:01.101
14	4:01.695	1:48.047	1:15.766	57.882	78.7	37:07.466	14	2:24.741	45.858	48.813	50.070	196.2	41:25.842
15	2:15.649	43.523	45.473	46.653	211.1	39:23.115	15	2:24.206	45.487	48.616	50.103	202.8	43:50.048
16	2:16.473	43.818	45.673	46.982	194.8	41:39.588	16	2:25.603	47.823	48.410	49.370	175.4	46:15.651
17	2:14.584	43.522	44.969	46.093	211.1	43:54.172	17	2:19.222	44.247	47.055	47.920	206.3	48:34.873
18	2:16.176	43.799	46.582	45.795	211.9	46:10.348	18	2:20.110	44.383	46.994	48.733	205.9	50:54.983
19	2:14.744	43.235	45.257	46.252	213.6	48:25.092							
20	2:15.467	43.785	45.179	46.503	208.7	50:40.559							